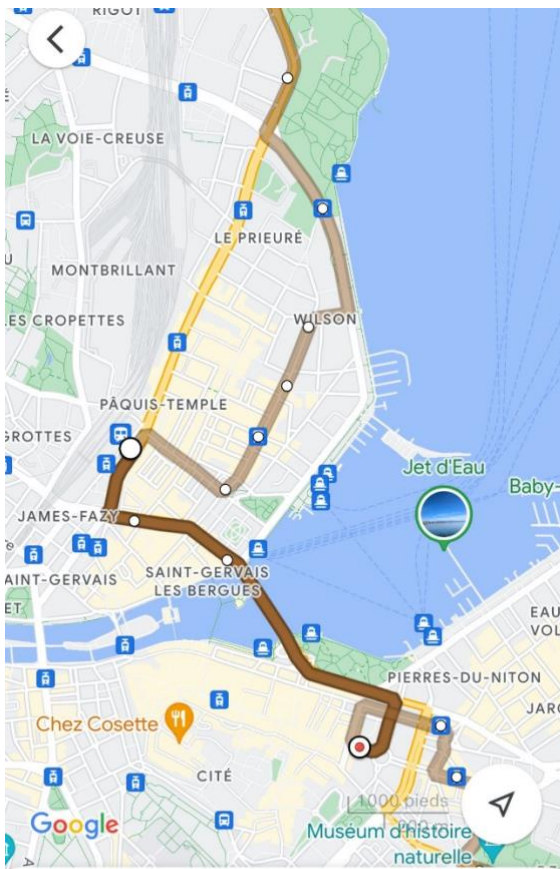
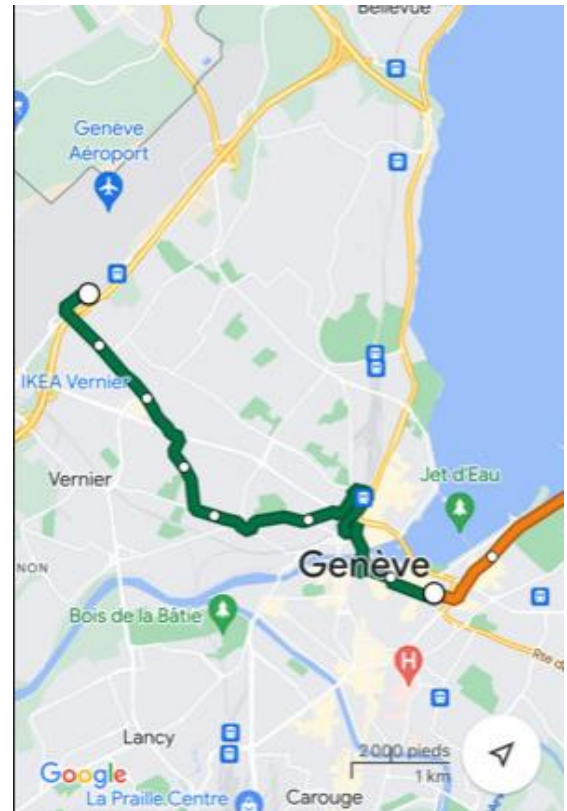


# How to get to the Brocher Foundation?

## From Geneva airport:

Take **bus 10** to the stop: **Genève Aéroport, Terminal direction Genève Rive** (30 min / 15 stops), there will be a bus every 10 minutes.

→ get off at **Rive station**



 **25** Thônex, Vallard  
De Cornavin

## From the Geneva Cornavin train station:

Take **bus 25** directly on the Place Cornavin in front of the train station, at the stop: **Cornavin, direction Thônex, Vallard** (7 min).

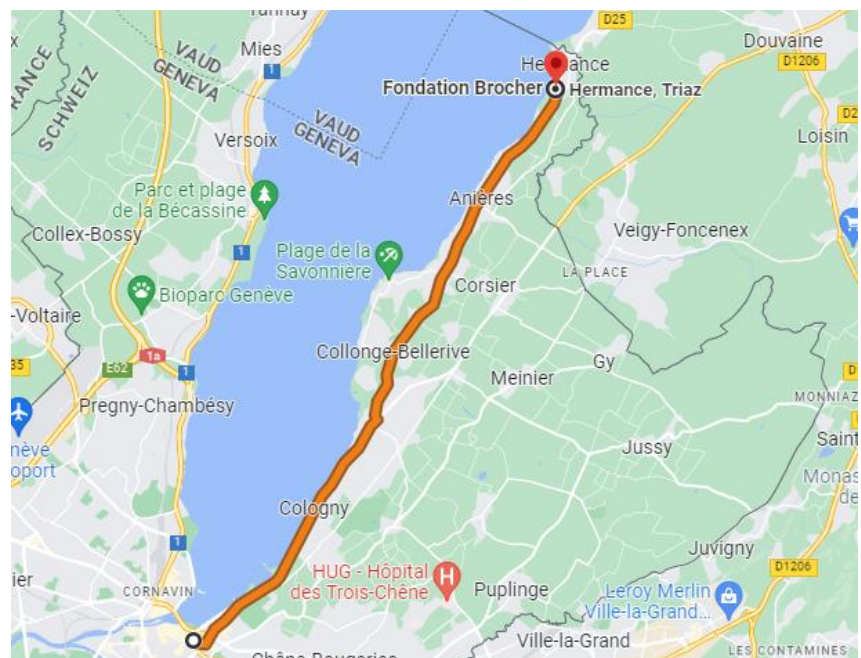
You can also take **bus 6** direction Genève Plage or **bus 10** direction Rive at the Coutance stop (5 minutes walks from the train station and 7 min by bus).

→ In both cases stop at **Rive**

**For both cases:**

Then from Rive take **bus E direction Hermance, village** and stop at **Hermance, Triaz** (30 min/ 27 stops), there will be a bus every 20 minutes.

→ Please note that the Rive bus stop for the E bus is at a different location as indicated by google map. Be careful to go to the stop located in Rue Pierre-Fatio.





Once you arrive at the bus stop, the foundation will be right in front of you, so all you have to do is ring the bell at reception and the gate will be opened.



### **Uber/Taxi :**

From Geneva airport via Uber: about 75 francs  
From Cornavin station via Uber: about 95 francs

From Geneva airport via taxi: about 100 francs  
From Cornavin station via taxi: about 85 francs

- ➔ You can book through the booking website in advance, or call a taxi company directly when you arrive, but these prices may change.



**What you need to know:**

You can buy your tickets directly at the tpg terminals by selecting **Zone 10**.

The tpg terminals are terminals to buy your tickets for travel in the greater Geneva area. You have them in all the places where transport is provided. You only pay for a zone in which you will use public transport, regardless of the mode of transport (bus, tram, train). Tickets are valid for one hour.

Or you can buy your tickets on the Mobile CFF or tpg application on your phone, for ease of use.

CFF :



Tpg :

